

Thin-Film RF/Microwave Directional Couplers

CP0302/CP0402/CP0603/CP0805 and DB0603N/DB0805 3dB 90°

CP0402P High Directivity, Tight Coupling Tolerance



GENERAL DESCRIPTION

ITF (INTEGRATED THIN-FILM) TECHNOLOGY

The CP0402P Series High Directivity, Tight Coupling Tolerance LGA Coupler is based on the proprietary RFAP Thin-Film multilayer technology. The technology provides a miniature part with excellent high frequency performance and rugged construction for reliable automatic assembly.

The ITF Coupler is offered in a variety of frequency bands compatible with various types of high frequency wireless systems.

APPLICATIONS

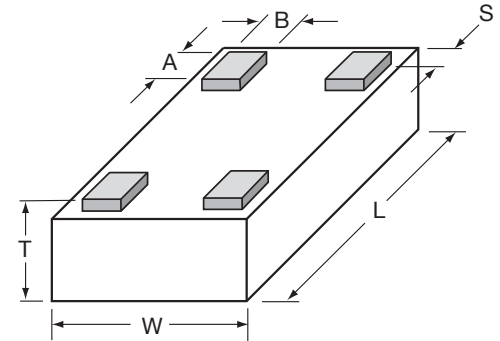
- 4G LTE
- 5G LTE
- Base Stations.
- Automotive
- Industrial
- Wireless communications
- Wireless LAN's
- GPS
- WiMAX

LAND GRID ARRAY ADVANTAGES

- Inherent Low Profile
- Self Alignment during Reflow
- Excellent Solderability
- Low Parasitics
- Better Heat Dissipation
- Power Rating 3W RF Continuous

DIMENSIONS: (Bottom View)

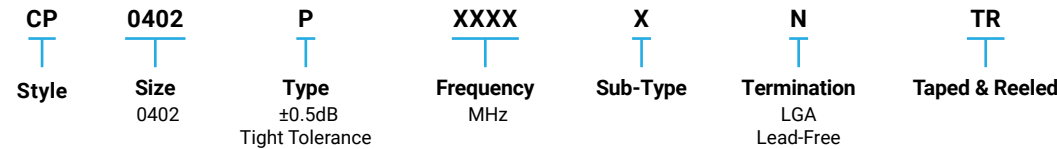
millimeters (inches)



L	1.00±0.05 (0.040±0.002)
W	0.58±0.04 (0.023±0.002)
T	0.35±0.05 (0.014±0.002)

A	0.20±0.05 (0.008±0.002)
B	0.18±0.05 (0.007±0.002)
S	0.05±0.05 (0.002±0.002)

HOW TO ORDER



QUALITY INSPECTION

Finished parts are 100% tested for electrical parameters and visual characteristics. Each production lot is evaluated on a sample basis for:

- Static Humidity: 85°C, 85% RH, 160 hours
- Endurance: 125°C, IR, 4 hours

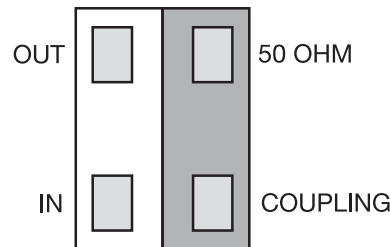
TERMINATION

Nickel/Lead-Free Solder coating compatible with automatic soldering technologies: reflow, wave soldering, vapor phase and manual.

OPERATING TEMPERATURE:

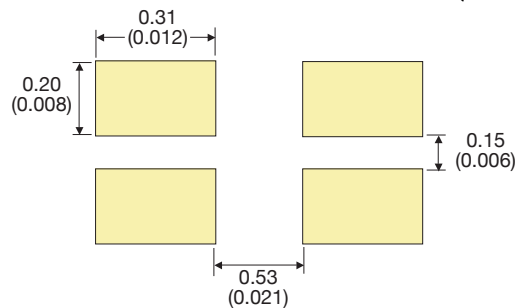
-40°C to +85°C

TERMINALS (TOP VIEW)



RECOMMENDED PAD LAYOUT DIMENSIONS :

mm (inches)



Thin-Film RF/Microwave Directional Couplers

CP0302/CP0402/CP0603/CP0805 and DB0603N/DB0805 3dB 90°

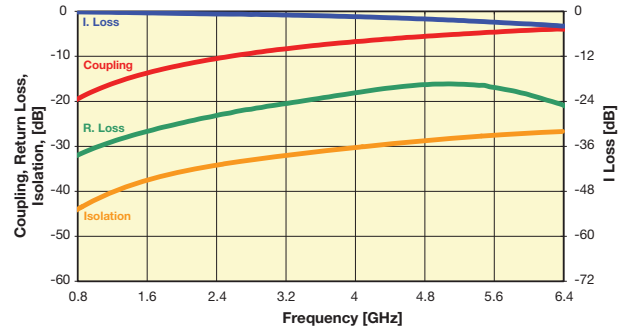
CP0402P High Directivity, Tight Coupling Tolerance



Coupler P/N CP0402PxxxxAN

P/N Examples*	Frequency Band [MHz]	Coupling [dB]	I. Loss max. [dB]	Return Loss [dB]	Directivity [dB]
CP0402P0836AN	824 - 849	19.10±0.5	0.25	32	21
CP0402P0881AN	869 - 894	18.60±0.5	0.25	31	21
CP0402P0902AN	890 - 915	18.50±0.5	0.25	31	21
CP0402P0947AN	935 - 960	18.00±0.5	0.25	31	21
CP0402P0897AN	880 - 915	18.50±0.5	0.25	31	21
CP0402P0942AN	925 - 960	18.00±0.5	0.25	31	21
CP0402P1441AN	1429 - 1453	14.50±0.5	0.40	28	21
CP0402P1747AN	1710 - 1785	13.00±0.5	0.50	26	21
CP0402P1842AN	1805 - 1880	12.50±0.5	0.50	26	21
CP0402P1880AN	1850 - 1910	12.30±0.5	0.50	25	21
CP0402P1960AN	1930 - 1990	12.00±0.5	0.50	25	21
CP0402P1907AN	1895 - 1920	12.30±0.5	0.50	25	21
CP0402P1890AN	1880 - 1900	12.30±0.5	0.50	25	21
CP0402P2442AN	2400 - 2484	10.30±0.5	0.70	23	21
CP0402P3500AN	3450 - 3550	7.60±0.5	1.30	15	14
CP0402P5000AN	4950 - 5050	5.00±0.5	1.50	15	13
CP0402P5500AN	5450 - 5550	4.60±0.5	1.50	14	13
CP0402P6000AN	5950 - 6050	4.00±0.5	1.50	14	13

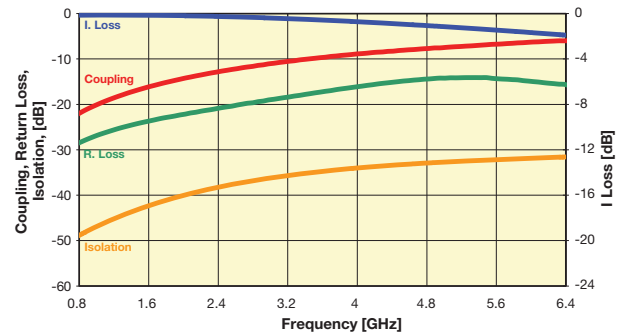
CP0402PxxxxANTR



Coupler P/N CP0402PxxxxBN

P/N Examples*	Frequency Band [MHz]	Coupling [dB]	I. Loss max. [dB]	Return Loss [dB]	Directivity [dB]
CP0402P0836BN	824 - 849	22.00±0.5	0.20	28	27
CP0402P0881BN	869 - 894	21.70±0.5	0.20	28	27
CP0402P0902BN	890 - 915	21.50±0.5	0.20	28	27
CP0402P0947BN	935 - 960	21.00±0.5	0.25	27	27
CP0402P0897BN	880 - 915	21.50±0.5	0.20	28	27
CP0402P0942BN	925 - 960	21.00±0.5	0.25	27	27
CP0402P1441BN	1429 - 1453	17.50±0.5	0.25	24	27
CP0402P1747BN	1710 - 1785	16.00±0.5	0.30	23	27
CP0402P1842BN	1805 - 1880	15.50±0.5	0.35	23	27
CP0402P1880BN	1850 - 1910	15.50±0.5	0.35	23	27
CP0402P1960BN	1930 - 1990	15.00±0.5	0.35	22	27
CP0402P1907BN	1895 - 1920	15.50±0.5	0.35	23	27
CP0402P1890BN	1880 - 1900	15.50±0.5	0.35	23	27
CP0402P2442BN	2400 - 2484	13.30±0.5	0.40	21	27
CP0402P3500BN	3450 - 3550	9.40±0.5	0.80	18	14
CP0402P5000BN	4950 - 5050	7.40±0.5	1.20	14	13
CP0402P5500BN	5450 - 5550	6.70±0.5	1.60	14	13
CP0402P6000BN	5950 - 6050	6.10±0.5	2.00	14	13

CP0402PxxxxBNTR



Coupler P/N CP0402PxxxxEN

P/N Examples*	Frequency Band [MHz]	Coupling [dB]	I. Loss max. [dB]	Return Loss [dB]	Directivity [dB]
CP0402P0836EN	824 - 849	27.20±0.5	0.20	35	25
CP0402P0881EN	869 - 894	26.80±0.5	0.20	34	25
CP0402P0902EN	890 - 915	26.50±0.5	0.20	34	25
CP0402P0947EN	935 - 960	26.00±0.5	0.20	34	25
CP0402P0897EN	880 - 915	26.50±0.5	0.20	34	25
CP0402P0942EN	925 - 960	26.00±0.5	0.20	34	25
CP0402P1441EN	1429 - 1453	22.30±0.5	0.25	29	25
CP0402P1747EN	1710 - 1785	20.50±0.5	0.25	27	23
CP0402P1842EN	1805 - 1880	20.30±0.5	0.25	26	23
CP0402P1880EN	1850 - 1910	20.00±0.5	0.25	26	23
CP0402P1960EN	1930 - 1990	20.00±0.5	0.25	26	23
CP0402P1907EN	1895 - 1920	20.00±0.5	0.25	26	23
CP0402P1890EN	1880 - 1900	20.00±0.5	0.25	26	23
CP0402P2442EN	2400 - 2484	18.00±0.5	0.35	23	23
CP0402P3500EN	3450 - 3550	15.00±0.5	0.37	20	16
CP0402P5000EN	4950 - 5050	12.50±0.5	0.50	18	13
CP0402P5500EN	5450 - 5550	11.50±0.5	0.65	16	13
CP0402P6000EN	5950 - 6050	11.10±0.5	0.70	15	13

CP0402PxxxxENTR

