



# Part No. X1005249-LGA2SA10A2

## GPS/GLONASS (active) & LTE 2-in-1 External Antenna

(1575 / 1602) MHz + (698-960; 1710-2170; 2300-2690) MHz

Supports: Tracking, Smart Home, Agriculture, Automotive Aftermarket, Healthcare, Digital Signage, Logistics, Industrial Devices



### GPS/GLONASS (active) & LTE External Antenna

(1575 / 1602) MHz  
 (698-960; 1710-2170; 2300-2690) MHz

#### KEY BENEFITS

##### Reduced Costs and Time-to Market

Standard antennas eliminate design fees and cycle time associated with a custom solution, getting products to market faster.

##### High Performance

By optimizing antenna size, performance and emissions, customer and regulatory specifications are more easily met.

##### Reliability

Products are the latest RoHS & REACH version compliant.

#### APPLICATIONS

- Remote Monitoring
- Point of Sale
- IoT
- Gateway
- Telematics
- Tracking
- Healthcare
- M2M, Industrial devices
- Smart Grid
- Logistics
- Energy
- Retail

KYOCERA AVX's 2-in-1 GPS/GLONASS (active) and LTE external antenna delivers on the key needs of device designers for higher functionality and performance.

### Electrical Specifications

Typical characteristics in free-space

Frequency (GPS/GLONASS)	1575 MHz	1602 MHz	
Gain at Zenith	3.0 dBi	3.5 dBi	
VSWR	2.0:1 max		
Impedance	50 Ω		
LNA Electrical Properties			
Frequency (GPS/GLONASS)	1575 MHz	1602 MHz	
VSWR	2.0:1 max		
Impedance	50 Ω		
Antenna Gain (@3.3 V)	28 dB / 25 dB min.		
DC Power Input	3~5 V		
Noise Figure	2.5 dB Typ.		
Power Consumption (@ 3.3 v)	9 mA Typ.		
Frequency (LTE)	698~960 MHz	1710~2170 MHz	2300~2690 MHz
Peak Gain	3.7 dBi	3.6 dBi	3.6 dBi
Average Efficiency	40%	57%	55%
VSWR	5.0:1 max	3.8:1 max	2.3:1 max
Impedance	50 Ω		

GPS/GLONASS (active) & LTE 2-in-1 External Antenna Specifications.  
 KYOCERA AVX produces a wide variety of standard and custom antennas to meet user needs.

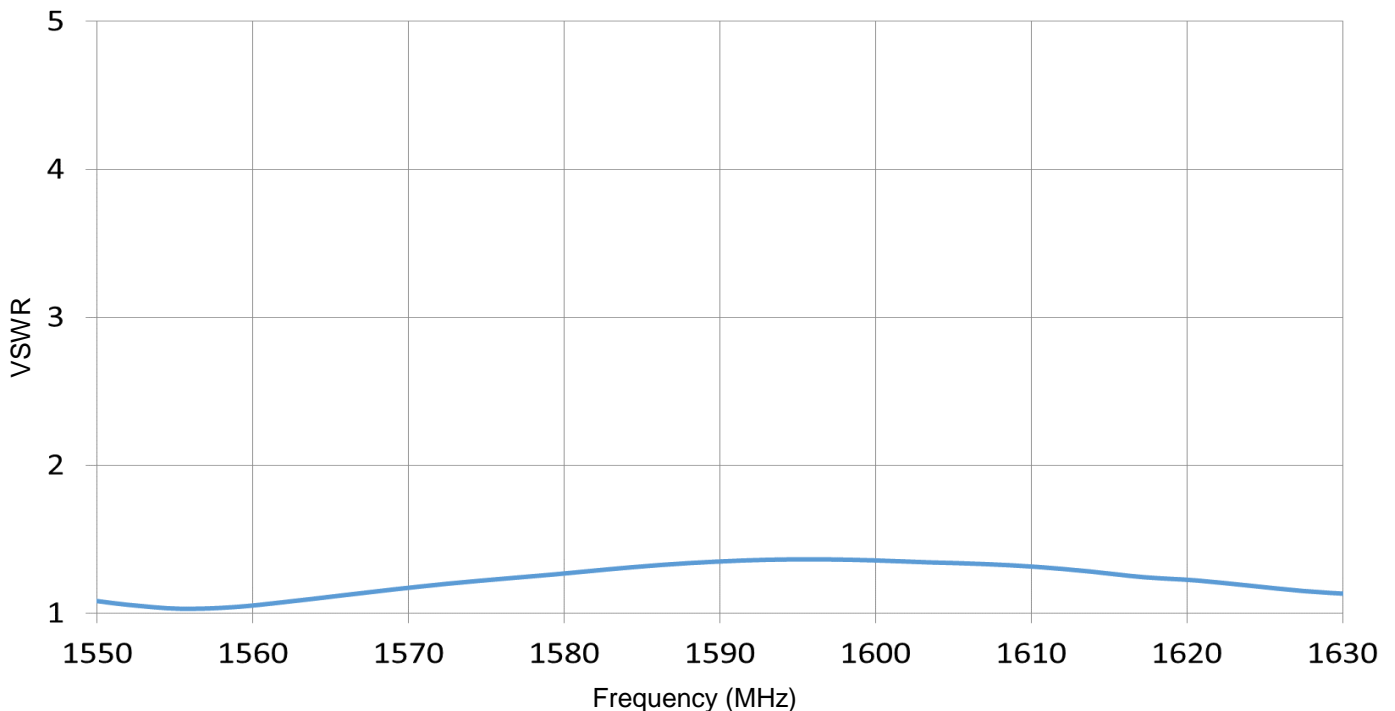
## Mechanical Specifications

Ordering Part #	X1005249-LGA2SA10A2
Dimensions (mm)	55.0 x 55.0 x 20.0
Mounting Type	Foam Adhesive
Operating Temperature °C	-40 ~ +85
Housing Material & Color	PC+ABS (Black)
Weight (grams)	112
Cable	Length: 1M Type: RG-174 GPS-GLONASS CFD-200 LTE
Connector	GPS-GLONASS SMA(M) LTE SMA(M)
Waterproof	IPX5

## VSWR Plots (GPS/GLONASS 1575 & 1602 MHz)

Typical characteristics in free-space

**VSWR:**

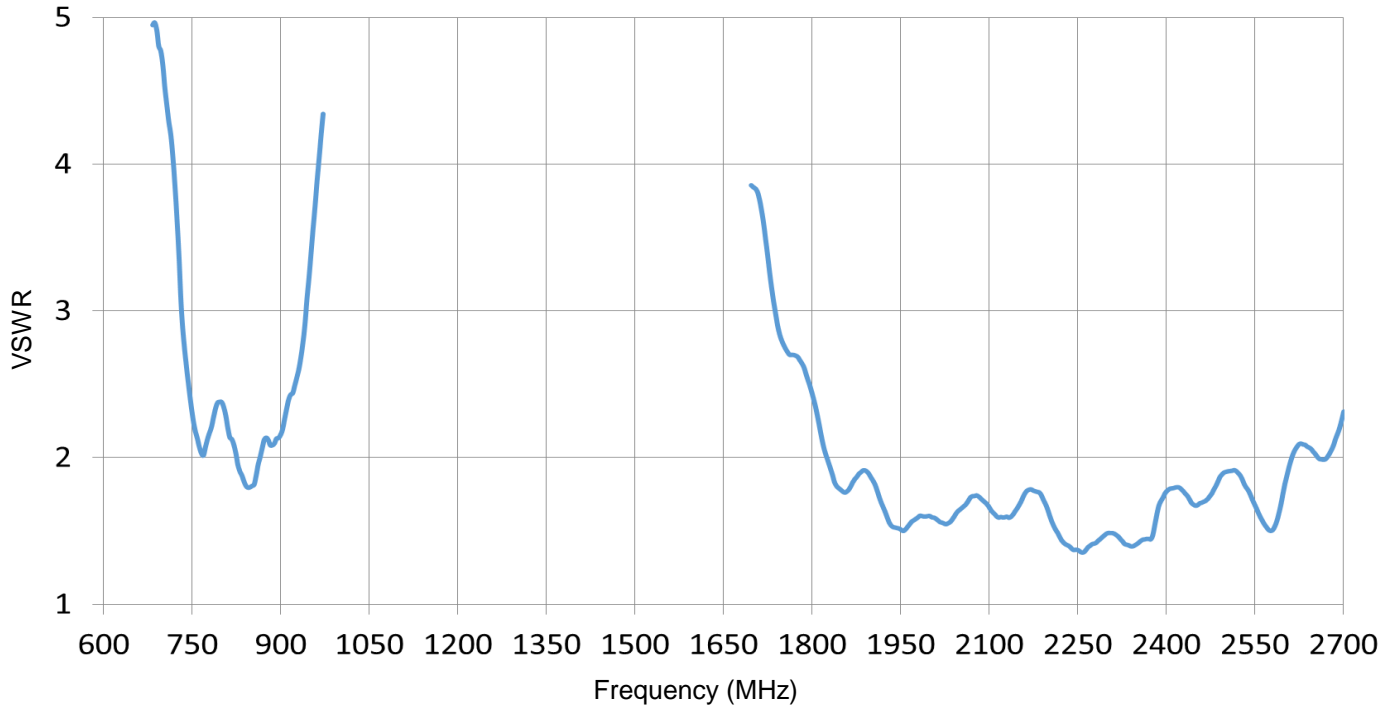


GPS/GLONASS (active) & LTE 2-in-1 External Antenna Specifications.  
 KYOCERA AVX produces a wide variety of standard and custom antennas to meet user needs.

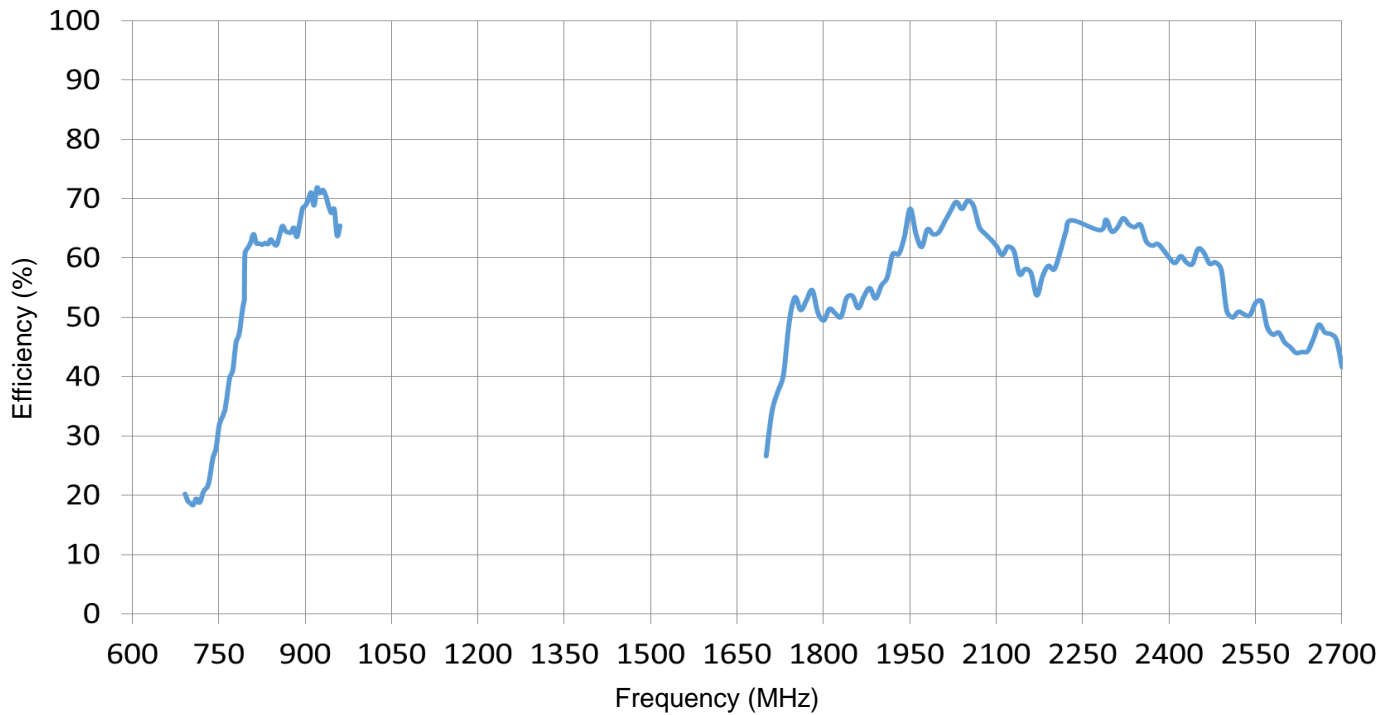
## VSWR, Efficiency Plots (LTE 698-2690 MHz)

Typical characteristics in free-space

### VSWR:



### Efficiency:

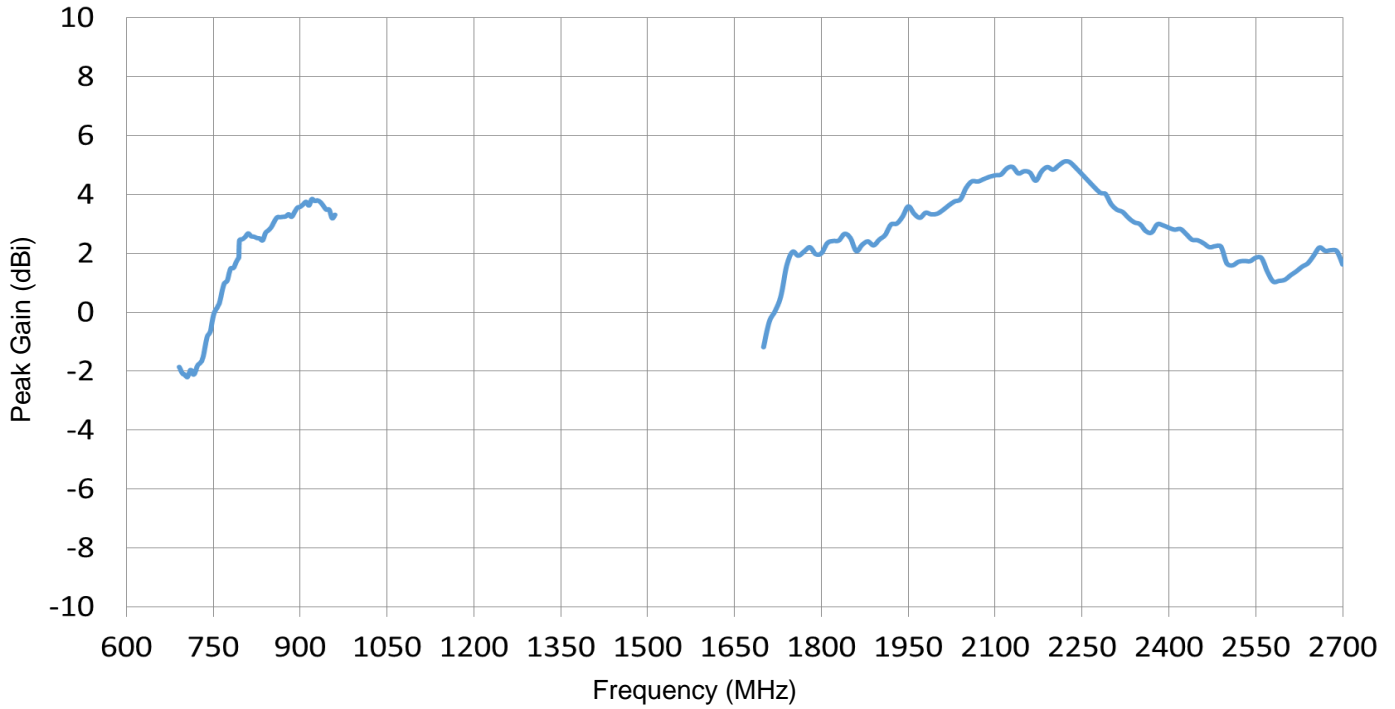


GPS/GLONASS (active) & LTE 2-in-1 External Antenna Specifications.  
 KYOCERA AVX produces a wide variety of standard and custom antennas to meet user needs.

## Peak Gain Plots (LTE 698-2690 MHz)

Typical characteristics in free-space

### Peak Gain:

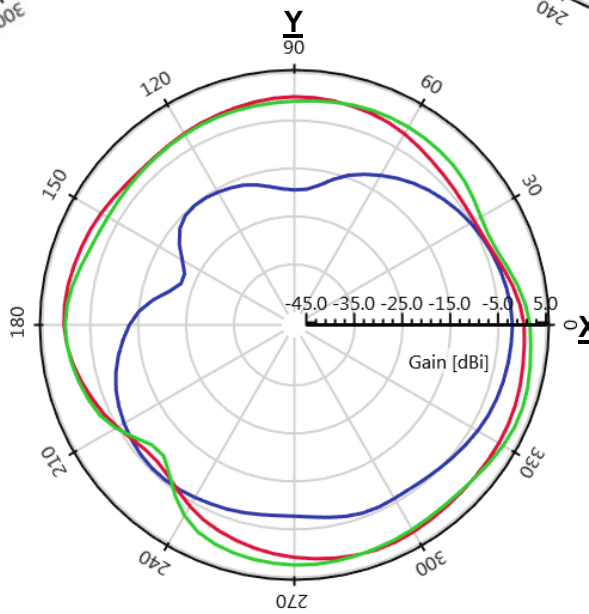
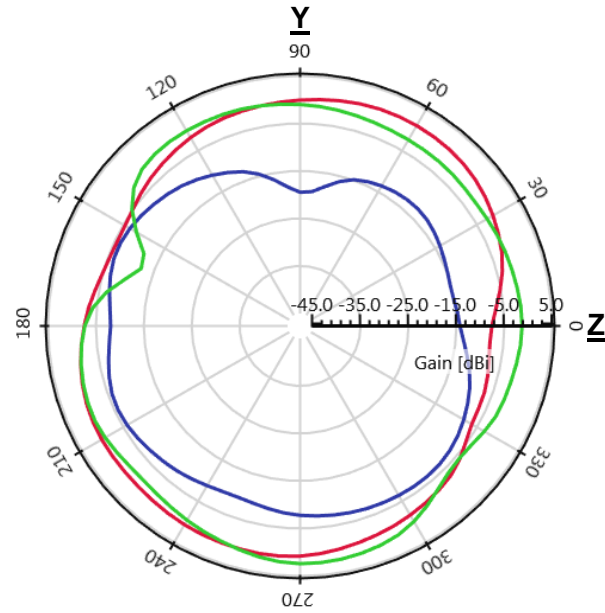
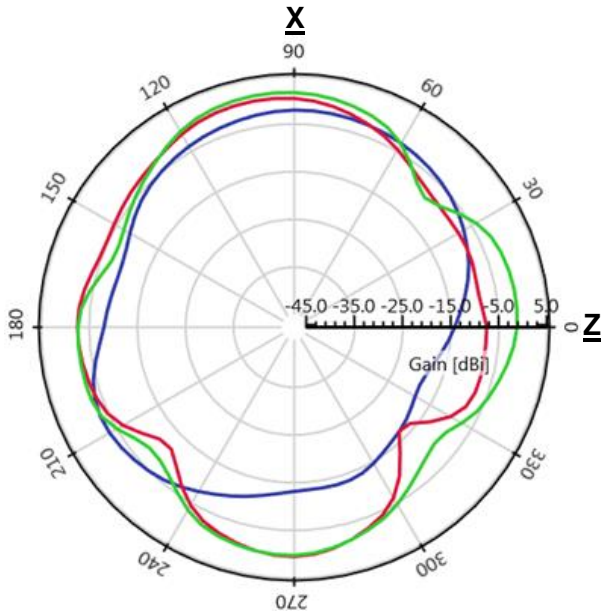



GPS/GLONASS (active) & LTE 2-in-1 External Antenna Specifications.  
 KYOCERA AVX produces a wide variety of standard and custom antennas to meet user needs.

## 2D Radiation Patterns (LTE 698-960 MHz)

Typical characteristics in free-space

- 700 MHz
- 800 MHz
- 900 MHz

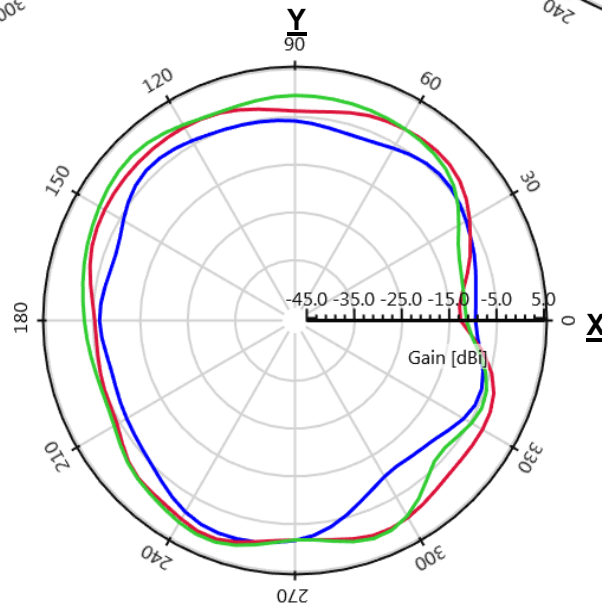
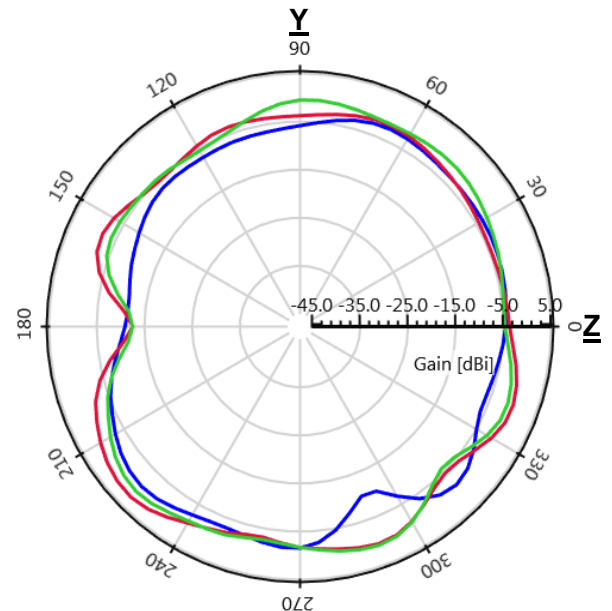
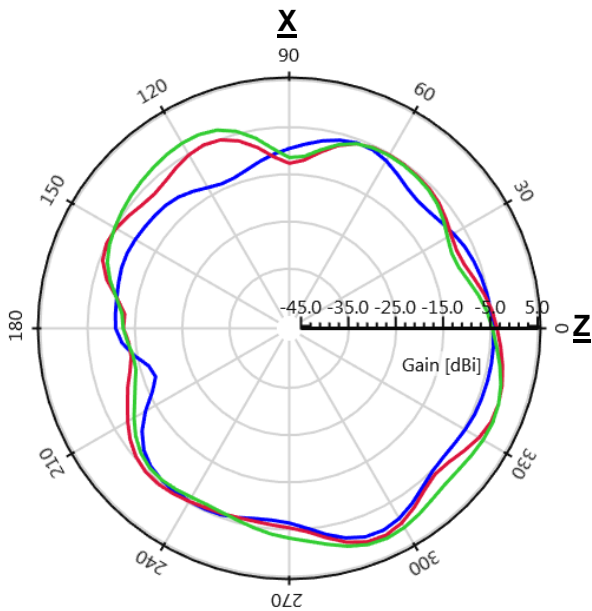



GPS/GLONASS (active) & LTE 2-in-1 External Antenna Specifications.  
KYOCERA AVX produces a wide variety of standard and custom antennas to meet user needs.

## 2D Radiation Patterns (LTE 1710-2170 MHz)

Typical characteristics in free-space

- 1710 MHz
- 1850 MHz
- 1920 MHz

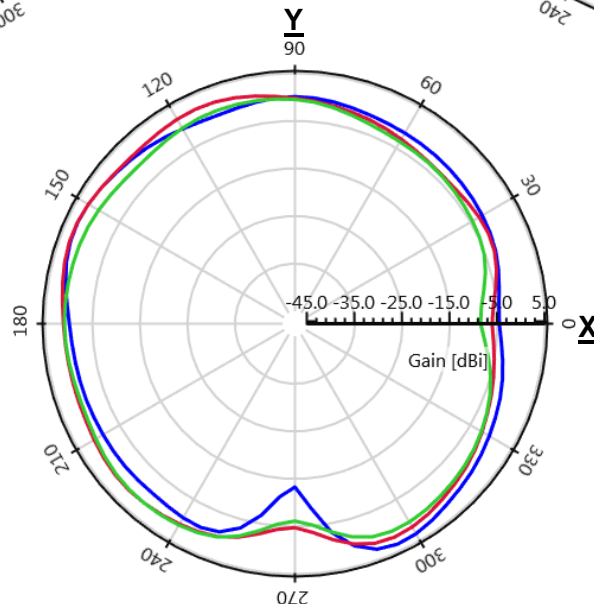
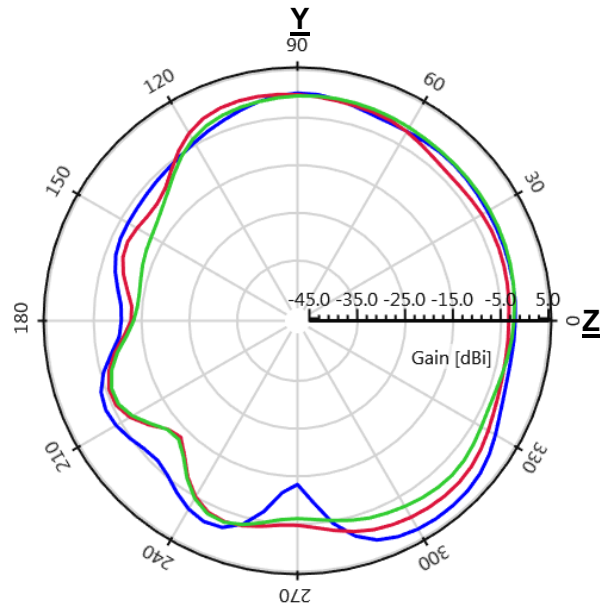
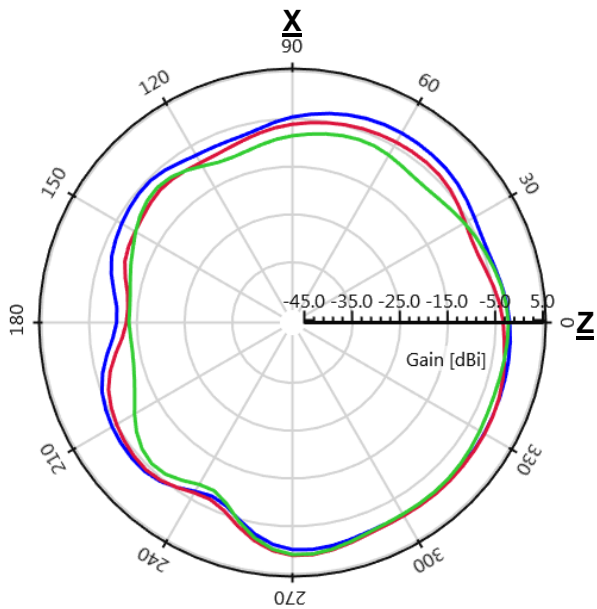



GPS/GLONASS (active) & LTE 2-in-1 External Antenna Specifications.  
KYOCERA AVX produces a wide variety of standard and custom antennas to meet user needs.

## 2D Radiation Patterns (LTE 2300-2690 MHz)

Typical characteristics in free-space

- 2310 MHz
- 2400 MHz
- 2500 MHz



**GPS/GLONASS (active) & LTE 2-in-1 External Antenna Specifications.**  
 KYOCERA AVX produces a wide variety of standard and custom antennas to meet user needs.

**Mechanical Dimensions**

Typical antenna dimensions (mm)

Part Number	A (mm)	B (mm)	C (mm)	D (mm)
X1005249-LGA2SA10A2	55.0 ± 1.0	55.0 ± 1.0	20.0 ± 0.5	1000 ± 40.0

