

High Power Resistive Products



Resistors

AVX introduces its line of High Power Resistive Products. All products are designed and manufactured at our ISO 9001 Facilities.

ELECTRICAL SPECIFICATIONS

Resistance: 50 and 100 Ω standard (10 Ω - 200 Ω available)


Resistance Tolerance: $\pm 5\%$ standard ($\pm 2\%$ available)

Power: 2 Watts through 250 Watts

Operating Temperature Range: -55°C to $+150^{\circ}\text{C}$

Temperature Coefficient: < 150 ppm/ $^{\circ}\text{C}$

Low Capacitance



MECHANICAL SPECIFICATIONS

Package: Surface Mount Chips, Chips, Leaded Chips, Flanged

Substrate Material: Aluminum Nitride

Process: Thin Film

Resistive Material: Tantalum

Terminals: Silver

Cover: Alumina

Mounting Flange: 100% Cu, Ni or Ag Plated

Mechanical Tolerance: ± 0.13 (0.005)

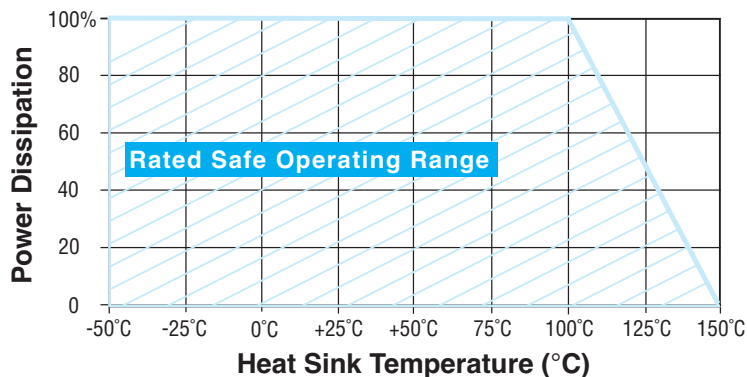
SMT and Chip products, supplied on Tape and Reel

Non-Magnetic (exception RP4 and RP5 Style Surface Mount Resistors)

RoHS Compliant



POWER DERATING



High Power Resistive Products

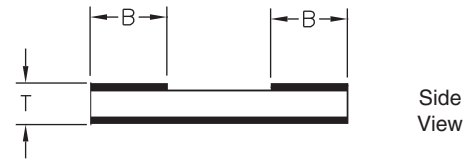
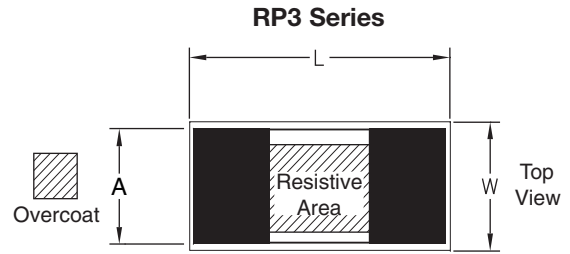


Resistors

CHIP RESISTORS – RP3 SERIES

GENERAL SPECIFICATIONS

- Resistance:** 50 and 100 Ω standard (contact factory for custom resistance values)
- Resistive Tolerance:** ±5% standard (2% available)
- Operating Temp Range:** -55°C to +150°C
- Temperature Coefficient:** <150 ppm/°C
- Resistive Elements:** Proprietary Thin Film
- Substrate Material:** Aluminum Nitride
- Terminals:** Silver
- RoHS Compliant**
- Non-Magnetic**
- Tape and Reel Specifications:** See Page 37



mm (inches)

AVX Part Number*	W ±0.25 (0.010)	L ±0.25 (0.010)	T ±0.13 (0.005)	A ±0.13 (0.005)	B (Typ.)	Capacitance (pF)	Power Max** (Watts)
RP31005RxxxxJTTR	1.27 (0.050)	2.54 (0.100)	0.64 (0.025)	1.14 (0.045)	0.51 (0.020)	.75	5W
RP31206RxxxxJTTR	1.52 (0.060)	3.05 (0.120)	0.64 (0.025)	1.40 (0.055)	0.51 (0.020)	.90	15W
RP32010RxxxxJTTR	2.54 (0.100)	5.08 (0.200)	1.02 (0.040)	2.29 (0.090)	0.51 (0.020)	1.0	30W
RP32525RxxxxJTTR	6.22 (0.245)	6.22 (0.245)	1.02 (0.040)	3.30 (0.130)	0.51 (0.020)	2.0	60W
RP33725RxxxxJTTR	6.35 (0.250)	9.53 (0.375)	1.02 (0.040)	5.03 (0.198)	0.64 (0.025)	4.15	150W
RP33737RxxxxJTTR	9.40 (0.370)	9.40 (0.370)	1.02 (0.040)	8.38 (0.330)	0.64 (0.025)	6.0	250W

* xxxx denotes Ohm value.

** Test Condition: Chip soldered to a large copper carrier whose surface is at 100°C; maximum rated power applied.

HOW TO ORDER



Contact factory for custom ratings and sizes.

POWER DERATING

